

## KBM ADSC-5

### Characteristics

- Serum-free, Animal Origin Free(AOF), Chemically Defined culture media developed for human mesenchymal stem cells.
- Long-term passaging of MSC in undifferentiated state is possible (confirmed for adipose-derived and umbilical cord-derived cells).
- High proliferative potential
- No need to add supplements
- Phenol red free
- No coating required for culture containers (confirmed for major products in Japan and Overseas).



### Cell culture example

Using KBM ADSC-2+2% serum substitute, cell proliferation tests of adipose-derived stem cells cultured to P2, confirmation of cell surface markers after five passages and differentiation induction tests were carried out. It was also confirmed that the proliferation performance was almost equivalent in umbilical cord-derived stem cells.

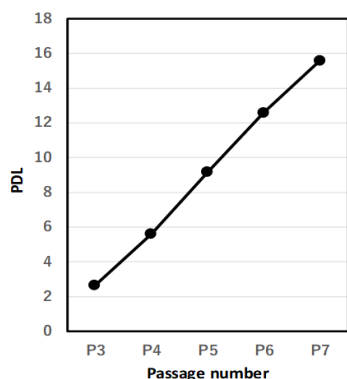


Fig.1:Growth curve

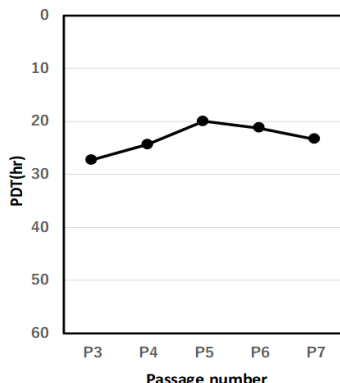


Fig.2:Variation of PDT

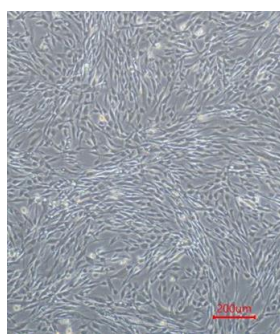


Fig.3:Cell morphology at P5

Surface makers	(%)
CD73	98.1
CD90	99.8
CD105	99.7
CD14	0.1
CD34	0.6
CD45	0.0

Table.1: Ratio of cell surface markers at P5

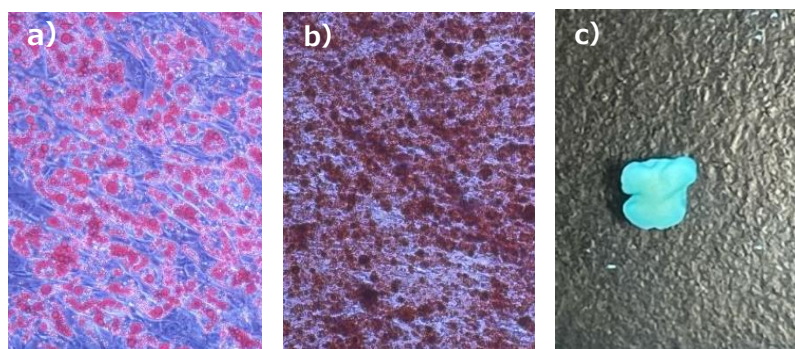


Fig.4: Differentiation potential confirmation test of MSC at P6

- Adipose cells (Oil red O stain)
- Osteoblastic cells (Alizarin Red S stain)
- Chondrocytes (Alcian Blue stain)

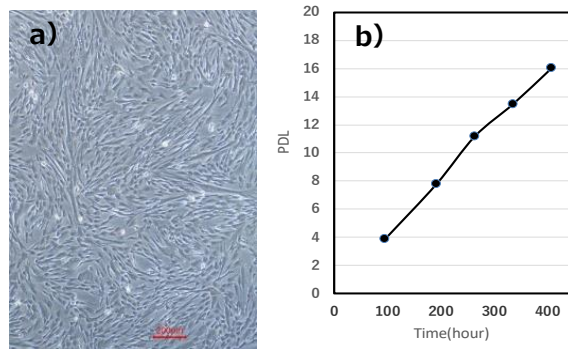


Fig 5: Culture test data of Umbilical cord-derived MSC

- Cell morphology at P5
- PDL at passage

Product No.	Product Name	Size	Price	Shelf Life	Storage
16030060	KBM ADSC-5	500 mL	JPY 55,000	12 months	-20°C

\* This product is sold for research purposes only.